


Rolls

FLOODED DEEP CYCLE BATTERIES

S-500EX

6 VOLTS



CONTAINER:	High Density Polypropylene
COVER:	High Density Polypropylene
TERMINALS:	Flag M
HANDLES:	Rope

WEIGHT DRY:	45 kg	100 Lbs.
WEIGHT WET:	60 kg	131.5 Lbs.
LENGTH:	318 mm	12 1/2 Inches
WIDTH:	181 mm	7 1/8 Inches
HEIGHT:	425 mm	16 3/4 Inches

CELLS:	11 Plates/Cell	3 Cell
SEPARATOR THICKNESS:	3 mm	0.105 Inches
GLASS MAT INSULATION:	1 mm	0.02 Inches
ELECTROLYTE RESERVE: ABOVE PLATES	95 mm	3.75 Inches

PLATE HEIGHT:	273 mm	10.750 Inches
PLATE WIDTH:	143 mm	5.625 Inches
THICKNESS (POSITIVE):	6.73 mm	0.265 Inches
THICKNESS (NEGATIVE):	4.70 mm	0.185 Inches

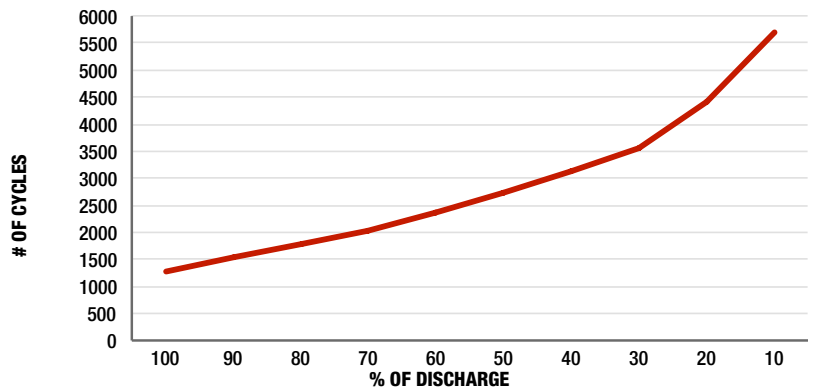
COLD CRANK AMPS (CCA):	0°F / -17.8°C	845
MARINE CRANK AMPS (MCA):	32°F / 0°C	1056
RESERVE CAPACITY (RC @ 25A):		768 Minutes



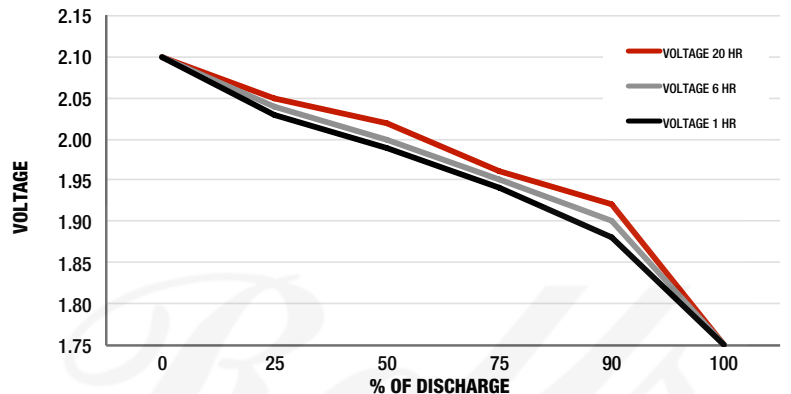
CAPACITY **357 AH**

HOURLY RATE:	SPECIFIC GRAVITY	CAPACITY / AMP HOUR	CURRENT / AMPS
@ 100 HOUR RATE	1.280	504	5.04
@ 72 HOUR RATE	1.280	475	6.60
@ 50 HOUR RATE	1.280	439	8.78
@ 24 HOUR RATE	1.280	371	15.46
@ 20 HOUR RATE	1.280	357	17.85
@ 15 HOUR RATE	1.280	332	22.13
@ 12 HOUR RATE	1.280	311	25.92
@ 10 HOUR RATE	1.280	296	29.60
@ 8 HOUR RATE	1.280	278	34.75
@ 6 HOUR RATE	1.280	253	42.17
@ 5 HOUR RATE	1.280	239	47.80
@ 4 HOUR RATE	1.280	221	55.25
@ 3 HOUR RATE	1.280	200	66.67
@ 2 HOUR RATE	1.280	171	85.50
@ 1 HOUR RATE	1.280	121	121.00

CYCLE LIFE VS. DEPTH OF DISCHARGE



VOLTAGE VS. DEPTH OF DISCHARGE



Amphère Hour capacity ratings based on specific gravities of 1.280. Reduce capacities 5% for 1.265 specific gravity and 10% for specific gravities of 1.250