

Specification

Nominal Voltage	12V
Nominal Capacity(10HR)	100.0AH
Dimensions	Length 330±3mm (12.99 inches)
	Width 173±2mm (6.81 inches)
	Container Height 212±2mm (8.35 inches)
	Total Height (with Terminal) 220±2mm (8.66 inches)
Approx Weight	Approx 30.4 kg (67.0lbs)
Terminal	T11
Container Material	ABS
Rated Capacity	107.0 AH/5.35A (20hr, 1.80V/cell, 25°C/77°F)
	100.0 AH/10.0A (10hr, 1.80V/cell, 25°C/77°F)
	87.0 AH/17.4A (5hr, 1.75V/cell, 25°C/77°F)
	78.0 AH/26.0A (3hr, 1.75V/cell, 25°C/77°F)
	62.0 AH/62.0A (1hr, 1.60V/cell, 25°C/77°F)
Max. Discharge Current	1200A (5s)
Internal Resistance	Approx 4.9mΩ
Operating Temp. Range	Discharge : -15~50°C (5~122°F)
	Charge : 0~40°C (32~104°F)
	Storage : -15~40°C (5~104°F)
Nominal Operating Temp. Range	25±3°C (77±5°F)
Cycle Use	Initial Charging Current less than 30.0A. Voltage 14.4V~15.0V at 25°C(77°F)Temp. Coefficient -30mV/°C
Standby Use	No limit on Initial Charging Current Voltage 13.5V~13.8V at 25°C(77°F)Temp. Coefficient -20mV/°C
Capacity affected by Temperature	40°C (104°F) 103%
	25°C (77°F) 100%
	0°C (32°F) 86%
Self Discharge	Long life standby batteries may be stored for up to 6 months at 25°C(77°F) and then a freshening charge is required. For higher temperatures the time interval will be shorter.
Life expectancy	8~12 years at 25°C with charge voltage of 2.25V/cell



Applications

- ◆ All purpose
- ◆ Uninterruptable Power Supply (UPS)
- ◆ Electric Power System (EPS)
- ◆ Emergency backup power supply
- ◆ Emergency light
- ◆ Railway signal
- ◆ Aircraft signal
- ◆ Alarm and security system
- ◆ Electronic apparatus and equipment
- ◆ Communication power supply
- ◆ DC power supply
- ◆ Auto control system



Conform to:
IEC60896-21&22 and/or IEC61427

Constant Current Discharge (Amperes) at 25 °C (77°F)

F.V/Time	10min	15min	20min	30min	45min	1h	2h	3h	4h	5h	6h	8h	10h	20h
1.85V/cell	117.0	98.4	87.3	72.4	55.9	47.8	31.0	23.3	19.1	16.0	14.1	11.3	9.69	5.17
1.80V/cell	133.9	110.5	96.5	78.6	60.3	50.5	33.3	25.0	20.3	17.0	14.9	11.9	10.0	5.35
1.75V/cell	152.1	124.5	106.7	85.5	65.7	55.0	34.6	26.0	21.0	17.4	15.4	12.3	10.3	5.49
1.70V/cell	171.7	138.2	117.7	93.3	70.8	58.2	36.5	27.4	21.9	18.4	16.1	12.8	10.7	5.63
1.65V/cell	184.4	147.9	125.3	98.5	74.9	60.2	37.8	28.5	22.8	19.0	16.7	13.2	11.0	5.80
1.60V/cell	202.9	162.0	136.1	105.1	77.9	62.0	38.8	29.2	23.3	19.4	17.0	13.4	11.2	5.89

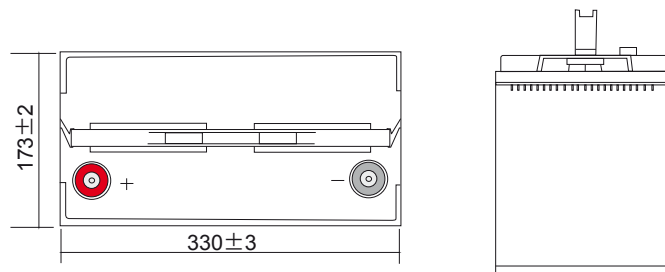
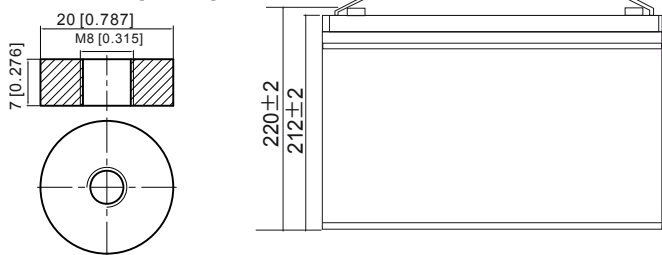
Constant Power Discharge (Watts/cell) at 25 °C (77°F)

F.V/Time	10min	15min	20min	30min	45min	1h	2h	3h	4h	5h	6h	8h	10h	20h
1.85V/cell	218.5	185.6	166.3	139.4	108.5	93.2	60.7	45.8	37.7	31.8	27.9	22.5	19.4	10.3
1.80V/cell	247.1	205.6	181.2	149.2	116.1	97.8	64.8	49.0	39.8	33.5	29.4	23.6	20.0	10.7
1.75V/cell	276.2	228.9	198.3	160.8	125.5	106.1	67.2	50.7	41.0	34.2	30.3	24.3	20.5	10.9
1.70V/cell	304.9	250.5	217.3	174.6	134.7	112.0	70.6	53.3	42.8	36.1	31.7	25.3	21.2	11.2
1.65V/cell	324.5	266.2	229.5	182.7	141.2	115.0	72.8	55.2	44.3	37.1	32.7	26.1	21.8	11.6
1.60V/cell	348.9	286.8	246.6	193.6	146.0	117.8	74.3	56.4	45.2	37.9	33.3	26.5	22.2	11.7

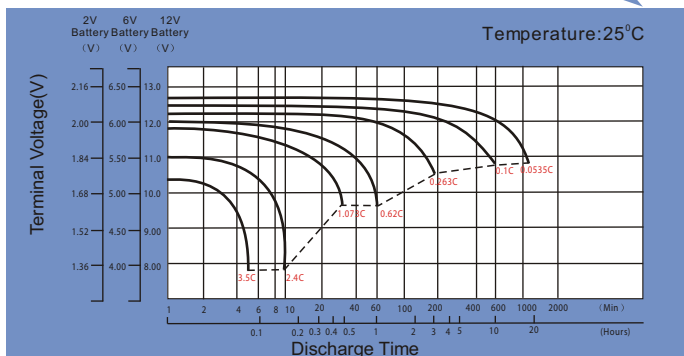
Dimensions

T11 Terminal

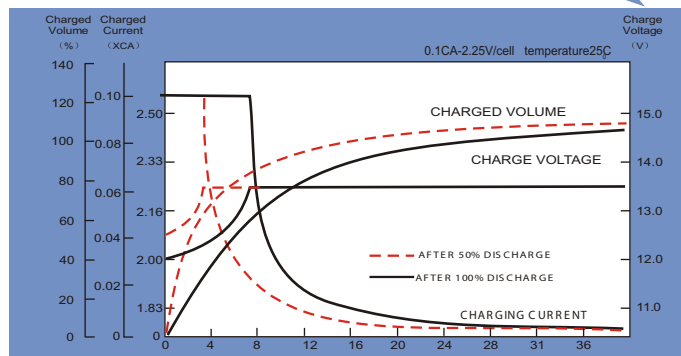
Unit: mm [inches]



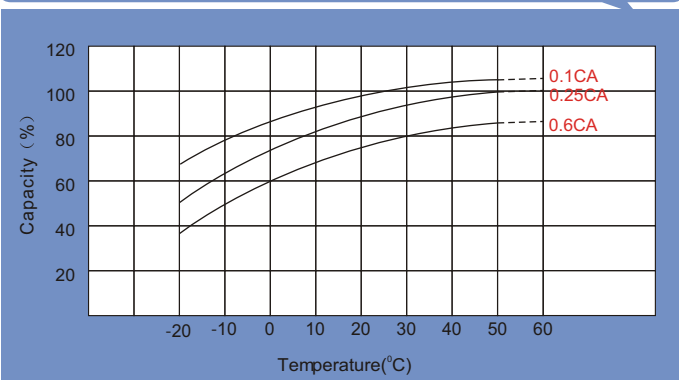
Discharge Characteristics



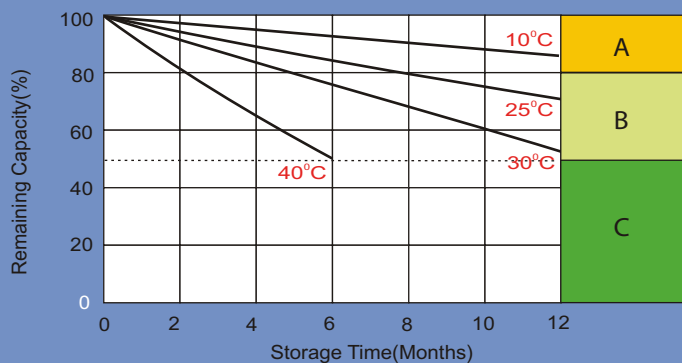
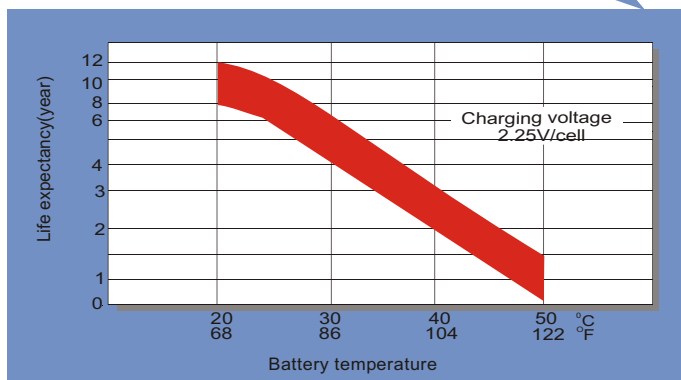
Float Charging Characteristics



Temperature Effects in Relation to Battery Capacity



Effect of Temperature on Long Term Float Life



Self Discharge Characteristics

- A** No supplementary charge required
(Carry out supplementary charge before use if 100% capacity is required.)
- B** Supplementary charge required before use. Optional charging way as below:
 1. Charged for above 3 days at limited current 0.25CA and constant voltage 2.25V/cell.
 2. Charged for above 20 hours at limited current 0.25CA and constant voltage 2.45V/cell.
 3. Charged for 8~10 hours at limited current 0.05CA.
- C** Supplementary charge may often fail to recover the capacity.
The battery should never be left standing till this is reached.